



# INSTALLATION ACCESSORIES – SIZE 2


Accessories rated for hazardous locations are not returnable.

**HANDLES**


POLY HANDLE w/NPT		Part #	
	3/4"	<b>22-3A013-34</b>	For use in Class I or II Division 2 or Class 1 Zone 1 or Zone 21 depending on fitting used. Fitting manufactured by others.
	1"	<b>22-3A013-1</b>	


POLY HANDLE w/CORD GRIP w/Cable Range			
	.35 - .63"	<b>252P0CPD</b>	For use in Class I or II Division 2, Class I Zone I or Zone 21. -20°C ≤ Ta ≤ +85°C
	.51 - .71"	<b>252P0CPC</b>	
	.51 - .79"	<b>252P0DPF</b>	
	.71 - .98"	<b>252P0DPE</b>	

**ANGLES**

POLY ANGLE			
	30°	<b>22-3A027</b>	


**MISCELLANEOUS ACCESSORIES**


FINGER DRAWPLATES			
	<b>61-3A346</b>	Set of Two (2)	Recommended for cord to cord assembly applications, for easier connector closure.


PROTECTIVE INLET/PLUG CAP			
	<b>22-3A426</b>	For Inlets/Plugs Only.	

RECEPTACLE LOCKING PIN			
	<b>LP-843</b>	Requires Padlockable Pawt option (-843) on receptacle.	


**BOXES**

POLY WALL BOX w/NPT		Part #	
	30° 3/4"	<b>22-3A023-34-T</b>	NPT Thread on top. * Interior volume with receptacle installed.

POLY WALL BOX w/NPT		Part #	
	30° 3/4"	<b>22-3A023-34-B</b>	NPT Thread on bottom. * Interior volume with receptacle installed.


POLY ANGLE WITH METAL BOX w/NPT w/o TERMINAL BLOCKS			
	70° 1/2"	<b>222C7N05</b>	NPT is drilled on top of metal box as standard. For NPT on side only, add an "L" suffix. To switch from top to bottom or left to right the box can be rotated. * Interior volume with receptacle installed.
	70° 3/4"	<b>222C7N07</b>	
	70° 1"	<b>222C7N10</b>	
	70° 1 1/4"	<b>222C7N12</b>	
	70° 1 1/2"	<b>222C7N15</b>	


NPT on top or bottom (if rotated). For other NPT configurations, contact customer service.

POLY WALL BOX 120x120 w/o TERMINAL BLOCKS w/CORD GRIP			
	70° 1/2"	.20 - .35"	<b>222C7BPJ</b>
	70° 1/2"	.24 - .47"	<b>222C7BPA</b>
	70° 1/2"	.39 - .55"	<b>222C7BPB</b>
	70° 3/4"	.35 - .63"	<b>222C7CPD</b>
	70° 3/4"	.51 - .71"	<b>222C7CPC</b>
	70° 1"	.51 - .79"	<b>222C7DPF</b>
	70° 1"	.71 - .98"	<b>222C7DPE</b>


\* 82.0 in<sup>3</sup>  
For use in Class I or II Division 2, Class I Zone I or Zone 21  
1 hole with a poly cable gland.


**HANDLES**

POLY HANDLE w/POLY Cable Gland		Part #	
	10 - 14 mm	<b>25-3A753</b>	For use in Zones 1 & 2 Zones 21 & 22
	12 - 18 mm	<b>25-3A783</b>	
	16 - 25 mm	<b>25-3A253-32P</b>	
	22 - 32 mm	<b>25-3A253-40P</b>	


POLY HANDLE w/METAL Cable Gland			
	8 - 10 mm	<b>25-3A253-20M</b>	With Earth continuity
	12 - 14 mm	<b>25-3A253-25M</b>	
	18 - 24 mm	<b>25-3A253-32M</b>	


**ANGLES**


POLY ANGLE			
	30°	<b>25-3A027</b>	

POLY ANGLE			
	70°	<b>25-3A757</b>	For panel mounting. Not a replacement part for 70° wall box.

**BOXES**

POLY WALL BOX		Part #	
	30°	10 - 14 mm	<b>25-3AB53</b>
	30°	12 - 18 mm	<b>25-3AB53-25P</b>

POLY WALL BOX 120x120 w/o TERMINAL BLOCKS			
	70°	10 - 14 mm	<b>25-3AB88-20P</b>
	70°	12 - 18 mm	<b>25-3AB88-25P</b>
	70°	16 - 25 mm	<b>25-3AB88-32P</b>

POLY WALL BOX 120x120 w/10mm <sup>2</sup> TERMINAL BLOCKS			
	70°	10 - 14 mm	<b>25-3A088-20P</b>
	70°	12 - 18 mm	<b>25-3A088-25P</b>

With 2 holes (1 with a cable gland + 1 with a stopping plug), with 8+2E 10 mm<sup>2</sup> terminals blocks + 6 mm<sup>2</sup> wires, wiring 2.5 - 10 mm<sup>2</sup>. For loop in loop out wiring.  
-40°C ≤ Ta ≤ +60°C T5 T77°C  
-40°C ≤ Ta ≤ +40°C T6 T57°C

**HAZARDOUS LOCATION**